

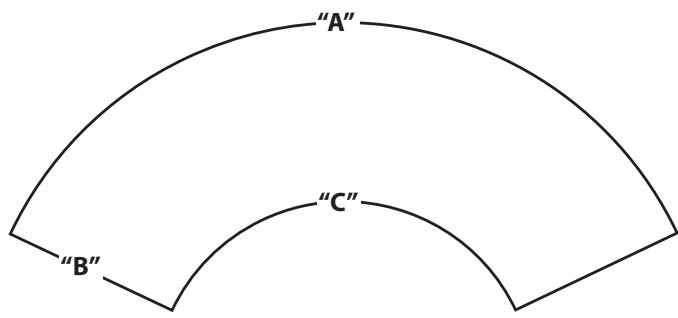


Serpentine Table Cover Measure Form

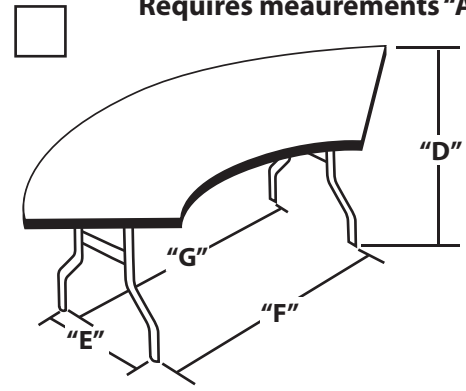
CUSTOMER NAME: _____
 ADDRESS: _____
 CITY: _____ PROV/STATE: _____ POSTAL/ZIP CODE: _____
 BUSINESS PHONE: _____ CELL PHONE: _____
 EMAIL: _____



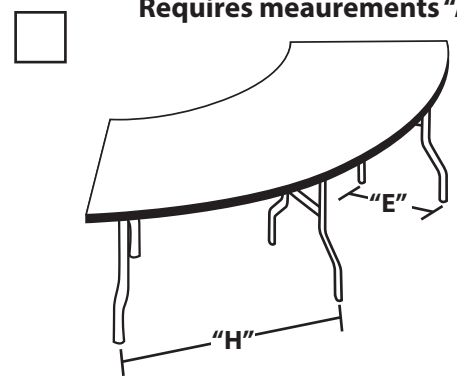
1. Place an X by each table and or leg style.
2. Fill out the corresponding measurements.
3. Fax form with your purchase order.



2 LEGS Requires measurements "A" to "G"



3 LEGS Requires measurements "A" to "H"



"A" - Outside Curve	
"B" - Width	
"C" - Inside Curve	
"D" - Height	
"E" - Leg Span Width	
"F" - Leg Span Length Inside	
"G" - Leg Span Length Outside	
"H" - 3 Leg Span Length	

LEG CONFIGURATION

LEG POSITIONS

